

# Preteen | W4

## Small Group (15 minutes)

**Social: Providing Time for Fun Interaction**

Opening Activity

## Large Group (35 minutes)

**Story: Communicating God's Truth in Engaging Ways**

**Worship: Inviting People to Respond to God**

Opener

Worship

Bible Story (sections about God's Big Story are included as optional)

Prayer

## Small Group (25 minutes)

**Groups: Creating a Safe Place to Connect**

Application Activity

Bible Story Review

Memory Verse Activity

Prayer Activity

## Home: Prompting Action Beyond the Experience

Parent Cue Card (Print or Email)

Devotionals for Kids

Parent Cue App



## Bible Story

Jesus Heals Jairus's Daughter and a Suffering Woman • Mark 5:21-43

## Conversation Starter

How can you show love to others?

## Bottom Line

Jesus shows love to people in need.

## Monthly Memory Verse

"I give you a new command. Love one another. You must love one another, just as I have loved you." • John 13:34, NIV



5 min

# Social

5 min

## Preteen Social Activity | Made to Play

### What You Need

|                                                                                                    |         |
|----------------------------------------------------------------------------------------------------|---------|
|  Offering Container | 1       |
|  Foam hearts        | Several |

### What You Do:

- Welcome kids by name as they arrive with a high-five, fist bump, or a wave.
- Invite any kids who brought an offering to place it in the offering container.
- Encourage two kids to sit facing each other, about an arm's length apart.
- Place a foam heart on the floor between them.
- Explain you are going to play "Boom, Clap, Snatch."
- Explain that when you say "Boom" everyone should slap the floor/table.
- Explain that when you say "Clap" everyone should clap once.
- Explain that when you say "Snatch" everyone should try to grab the heart.
- The kid who grabs the heart first, wins!
- Begin the game by calling out a command (Boom, Clap, or Snatch)
- The kids must do the action you call out.
- If a kid snatches the heart when you didn't say, "Snatch," the other kid wins.
- Let the winners compete with one another.

### What You Say:

"That game takes some serious focus and quick reflexes! You have to be ready to act when the moment is right. **[Transition]** In our story today, we'll see Jesus act with love and power to help two people who were in desperate need. Let's go hear about it!"


5 min

# Bible Story Review

5 min

## Preteen – Bible Story Extension | Made to Connect

### What You Need

-  Whiteboard and dry-erase marker (or 1 large paper and marker)

### What You Do:

- Draw a Venn diagram (two large overlapping circles) on the board. Label one circle "Jairus's Daughter" and the other "The Sick Woman."
- Ask the group to help you fill in the diagram by comparing and contrasting the two people Jesus helped in the story.
  - **Jairus's Daughter circle:** young, had an important father, people were mourning for her, Jesus took her by the hand
  - **The Sick Woman circle:** had been sick for 12 years, had no money left, was an outcast, reached out to Jesus in secret
  - **Overlapping section:** Both were in great need, both were healed by Jesus' power, both had someone who had faith (Jairus and the sick woman herself)
- After filling out the diagram, discuss the following questions:
  - Why do you think Jesus stopped to talk to the woman, even though He was in a hurry to get to Jairus's house?
  - What does this story teach you about how Jesus sees people who are hurting or in need?
  - What can we learn from Jesus' example about how we should treat people?

### What You Say:

"It's really interesting to see how different these two situations were, but how Jesus responded with the same love and power. Jairus's daughter was dying, and the sick woman had been an outcast for years. It didn't matter if you were the daughter of an important leader or a woman who was weak and alone. Jesus saw their need. The woman felt her suffering was over instantly after she touched Jesus' clothing. That's our example. God wants us to have eyes to see the needs around us and be ready to **[Bottom Line]** show the love of Jesus to people in need."





5 min

# Application Activity

5 min

## Preteen – Take a Snapshot | Made to Create

### What You Need

|                                                                                 |                                                |         |
|---------------------------------------------------------------------------------|------------------------------------------------|---------|
|  | "Love Game" Activity Page                      | 1       |
|  | "Love Game Folding Instructions" Activity Page | 1       |
|  | Scissors                                       | 1       |
|  | Coloring supplies                              | Several |

### What You Do:

- Give each kid a "Love Game" Activity Page and a pair of scissors.
- Guide them through the process of cutting it, coloring it, and folding it using the "Love Game Folding Instructions" Activity Page.
- Once it's folded, encourage the kids to look at the different sections.
- Let them play with the cootie catchers with a partner. One person picks a letter, spells it out while opening and closing the cootie catcher, picks a number, counts it out, and then reads the message of love inside.

### EveryChild Pro-Tips:

- *Folding cootie catchers can be tricky. Work through it step-by-step as a group, and be ready to offer individual help. Pairing kids up can also be very effective.*

### What You Say:

"These are fun, but they're also packed with truth! All of these messages point us back to the love of Jesus. In our story, Jesus didn't just feel sorry for the people in need; He did something about it. He stepped in and showed love in a powerful way. For the woman, Jesus stopped because He wanted to look in her eyes and speak with her. For the girl, He used the Aramaic words, 'Talitha koum!' meaning, 'Little girl, I say to you, get up!' (Mark 5:41 NIV). This cootie catcher can be a reminder and a tool for you this week to think of ways you can **[Bottom Line] show the love of Jesus to people in need.**"





5 min

# Memory Verse Activity

5 min

## Preteen – Verses to Take with You | Made to Play

### What You Need

|                                                                                                                             |   |
|-----------------------------------------------------------------------------------------------------------------------------|---|
|  Bibles                                      | 2 |
|  "Paper Airplane Instructions" Activity Page | 1 |
|  Paper, two colors                           | 8 |
|  Writing supplies                            | 1 |

### What You Do:

- Give every kid a Bible.
- Invite them to look up John 13:34 using the Bible Navigation Tips below.

**Finding verses with 4th-5th graders:** Ask kids to tell you if the book of the Bible they're looking for is in the Old Testament or New Testament. If it's in the Old, instruct kids to flip slowly, starting at the front of the Bible and heading toward the back, until they find the book they're looking for. If it's in the New, instruct kids to start flipping from the back, going forward to find the book they're looking for. Once they find the book, explain that the big numbers on the page are the chapter numbers. First, have them find the chapter they're looking for. Then explain that the small numbers are verse numbers. Tell kids to find the verse within the chapter they've already found.

- Read the Memory Verse together out loud several times.
- Encourage the kids to set the Bibles aside.
- Divide the kids into two teams.
- Give one team four sheets of one color of paper, and the other four sheets of a different color.
- Instruct the teams to write part of the Memory Verse on each piece of paper. (Make sure both teams create four pieces of paper with each of the following written on a paper.)
  - I give you a new command

### What You Say:

"Awesome job! You worked together to get that verse assembled. Jesus' command to love one another is a message we should want to 'launch' into the world. It's the best news! The woman in the story had faith that healed her, and Jesus told Jairus, 'Don't be afraid. Just believe' (Mark 5:36 NIV) even after his daughter had died. We can share that love by being there for people, just like Jesus was there for the people in our story. We can **[Bottom Line]** show the love of Jesus to people in need."

- Love one another.
- You must love one another,
- just as I have loved you. —John 13:34
- Set out the "Paper Airplane Instructions" Activity Page and instruct the kids to fold the four pieces of paper into a paper airplane following the instruction sheet.
- Instruct the two teams to stand on opposite sides of the room holding their four paper airplanes.
- Try to make sure every kid on each team has at least one paper airplane.
- On "Go," encourage everyone to launch their team's paper airplanes toward the other side.
- Once all the planes have been flown, kids on each team are to collect the planes that landed on their side.
- Encourage kids to work together as a team to unfold the planes and put the Memory Verse in the correct order.
- The first team to assemble the verse wins

5 min

# Discussion Questions

5 min

## Preteen Discussion Questions

### What You Need

No supplies needed

### What You Do:

#### Ask:

- Jesus stopped to help the woman even though He was already on His way to heal Jairus' daughter. What does that tell you about what's important to Jesus—and how can that change the way you think about interruptions in your own life?
- The woman who touched Jesus' clothes had been suffering for 12 years. Why do you think Jesus wanted her to come forward and tell her story instead of just letting her be healed in secret?
- When people told Jairus his daughter was dead, Jesus said, *"Don't be afraid. Just believe"* (Mark 5:36 NIV). What do you think it means to "just believe" when everything feels hopeless or scary?
- Both the woman and Jairus had to push through fear and take a step of faith to reach Jesus. Can you think of a time when you needed to show faith or courage to ask God for help—or to help someone else?
- Jesus made time for people in need, even when others thought it was too late or too small. How can you make time in your own day to notice people who might need love, encouragement, or help?





5 min

# Prayer

5 min

## Preteen – Make It Personal with Prayer | Made to Reflect

### What You Need

-  Kids' "Prayer Journal" Activity Page from 1 previous weeks with their names on them
-  Extra "Prayer Journal" Activity Pages for kids who didn't attend previous weeks Several
-  Coloring supplies Several
-  Optional: Paper in place of the "Prayer Journal" Activity Page 1

### What You Do:

- Set out the coloring supplies.
- Give each kid their "Prayer Journal" Activity Page from the previous week.
  - If a new kid attends this week who didn't attend the previous weeks, give them a blank "Prayer Journal" Activity Page and instruct them to write their name on the front.
- Encourage the kids to turn to page 6 in their "Prayer Journal."
  - *Optional: If using paper instead of the "Prayer Journal," give each kid a piece of paper and instruct them to write: "Show the Love of Jesus to People in Need." Follow the prayer prompts below.*
- Invite the kids to think about a person or a group of people they know who are in need. It could be someone who is sick, someone who is lonely, or a family that is struggling.
- Instruct them to write that person's name or situation in their journal.
- Underneath, encourage the kids to write a simple, one-sentence prayer, asking Jesus to show His love to that person or in that situation. (e.g., "Jesus, please comfort my grandma," or "Jesus, please provide for the homeless people in our city.")
- Give the kids a few minutes of quiet to pray for what they wrote about.
- 

### What You Say:

"It's powerful when we take the time to bring the needs of others to God. He hears every one of these prayers. Jesus is loving, and He shows love to people in need. He never saw them as an interruption; He saw them as important. Let's close by praying for our whole group.

"God, thank You for the way Jesus always stopped to care for people in need. He never saw them as an interruption; He saw them as important. Help us to have eyes like Jesus. Show us the people around us who need Your love this week. Give us the courage to not just walk by, but to stop and show them Your love in a real way. We love You, and we pray these things in Jesus' name. Amen."



## February - Week 4

Encourage the kids to take their "Prayer Journal" home and encourage them to show God's love by praying for people.